


# Building on Strength

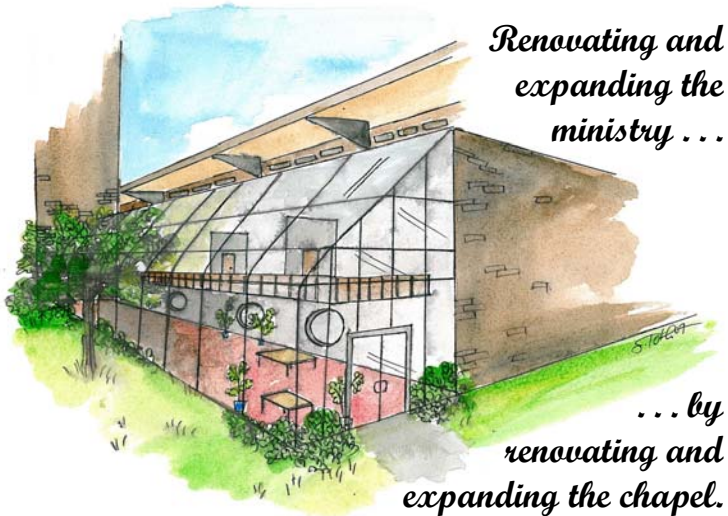
*“To meet the needs of this modern and expanded student body, ...*

*... we need a modern and expanded chapel.” (1967)*



The Rev. Dr. Jerry Robbins wrote those words forty years ago, when the student body was 11,000 and a computer occupied a small room. The student body has grown to 27,500, and computers have shrunk to the size of your hand. Things change on campus, but the need for the God, God’s Word, and God’s Sacraments does not.

Forty years later, Dr. Robbins’ words find new relevance, as we prepare to receive and minister to the grandchildren of those students who witnessed the construction of the present chapel.



*Renovating and expanding the ministry ...*


*... by renovating and expanding the chapel.*

*Artist’s conceptions of solarium and tower by Sarah Toth ‘08 (LCM@WVU student).*

# Building on Strength

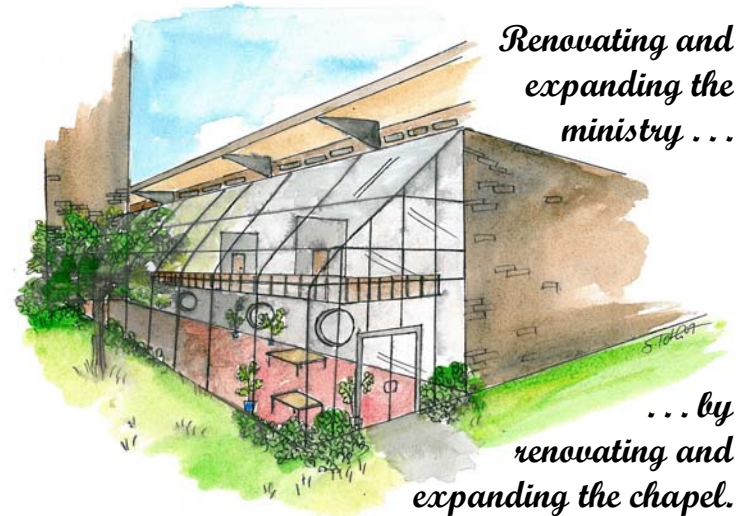
*“To meet the needs of this modern and expanded student body, ...*

*... we need a modern and expanded chapel.” (1967)*



The Rev. Dr. Jerry Robbins wrote those words forty years ago, when the student body was 11,000 and a computer occupied a small room. The student body has grown to 27,500, and computers have shrunk to the size of your hand. Things change on campus, but the need for the God, God’s Word, and God’s Sacraments does not.

Forty years later, Dr. Robbins’ words find new relevance, as we prepare to receive and minister to the grandchildren of those students who witnessed the construction of the present chapel.



*Renovating and expanding the ministry ...*

*... by renovating and expanding the chapel.*

*Artist’s conceptions of solarium and tower by Sarah Toth ‘08 (LCM@WVU student).*

Renovating and  
expanding the ministry...

Building on Strength

### *We want our students to have...*

- ...a knowledge of the Love of Christ,
- ...the Word & Sacrament
- ...spiritual guidance and counsel,
- ...opportunities for Godly service,
- ...a safe haven in times of need,
- ...Christian fellowship, and
- ...a place of prayer & worship.



### *Capitalizing on assets*

In doing God's work at WVU, our greatest worldly asset is our property. We are the envy of every other campus ministry. Situated between key academic buildings and upon major pedestrian ways, we have our own distinctive chapel, student housing, and parking. With most of campus at the door, we need to open our buildings architecturally to better reach out and welcome in.

### *Making changes for an even stronger ministry*

In our forty-year-old chapel, some things have simply reached the end of their life-expectancy, but this project reaches beyond simple replacement. We want to take this strong campus ministry and make it even stronger. How?

- Addition of a two-story solarium with "coffee shop" feel
- New "social" entrance on busy pedestrian way
- ADA accessibility & safety improvements
- Renovated kitchen
- Upgrades to furnishings, flooring, lighting, and restrooms
- Air conditioning
- In short, a major addition and complete interior redesign...



Concept by WVU Interior Design students

Every change is calculated to strengthen the Christian ministry and Lutheran witness at WVU by increasing visibility, accessibility, hospitality, and functionality.

### *Be a synoikodomos (co-builder)*

To join in building a stronger ministry, talk to your pastor or congregational contact person, call the Lutheran Campus Ministry office at 304-296-5388, or visit us on the web at . . .

[www.LutheranMountaineer.org](http://www.LutheranMountaineer.org)

### *The Mission Field WVU by 2010*

- 30,000 students,  
(50% in-state)
- More internationals
- More unchurched
- More Lutherans

### *We want our students to have...*

- ...a knowledge of the Love of Christ,
- ...the Word & Sacrament
- ...spiritual guidance and counsel,
- ...opportunities for Godly service,
- ...a safe haven in times of need,
- ...Christian fellowship, and
- ...a place of prayer & worship.



### *Capitalizing on assets*

In doing God's work at WVU, our greatest worldly asset is our property. We are the envy of every other campus ministry. Situated between key academic buildings and upon major pedestrian ways, we have our own distinctive chapel, student housing, and parking. With most of campus at the door, we need to open our buildings architecturally to better reach out and welcome in.

### *Making changes for an even stronger ministry*

In our forty-year-old chapel, some things have simply reached the end of their life-expectancy, but this project reaches beyond simple replacement. We want to take this strong campus ministry and make it even stronger. How?

- Addition of a two-story solarium with "coffee shop" feel
- New "social" entrance on busy pedestrian way
- ADA accessibility & safety improvements
- Renovated kitchen
- Upgrades to furnishings, flooring, lighting, and restrooms
- Air conditioning
- In short, a major addition and complete interior redesign...



Concept by WVU Interior Design students

Every change is calculated to strengthen the Christian ministry and Lutheran witness at WVU by increasing visibility, accessibility, hospitality, and functionality.

### *Be a synoikodomos (co-builder)*

To join in building a stronger ministry, talk to your pastor or congregational contact person, call the Lutheran Campus Ministry office at 304-296-5388, or visit us on the web at . . .

[www.LutheranMountaineer.org](http://www.LutheranMountaineer.org)

Renovating and  
expanding the ministry...

Building on Strength